

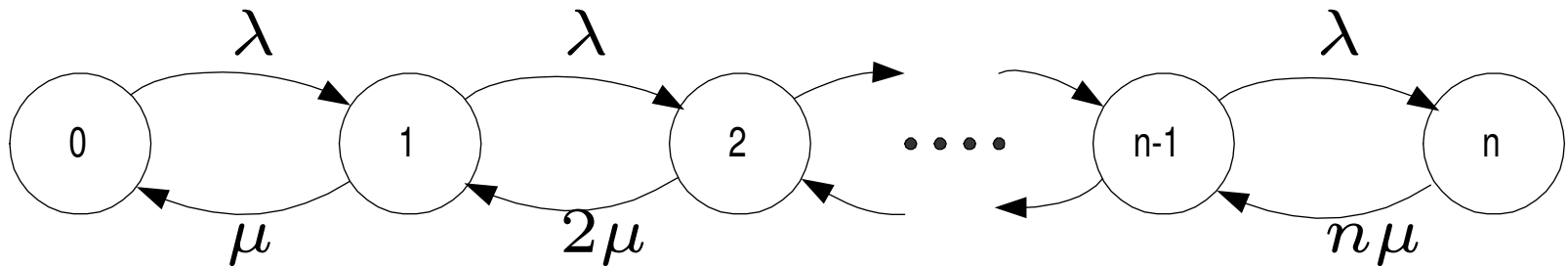
Survivability Quantification

- ◆ This section discusses an approach to eliminate the fail-rate in the determination of survivability.
- ◆ Source of presentation:
 - *A General Framework for Network Survivability Quantification*,
 - by Yun Liu and Kishor S. Trivedi,
 - in Proceedings of the 12th GI/ITG Conference on Measuring, Modelling and Evaluation of Computer and Communication Systems (MMB) together with 3rd Polish-German Teletraffic Symposium (PGTS), Dresden, Germany, September 2004.
- ◆ Application is telecommunication switching system
- ◆ The material of the slides are directly drawn from the paper

Survivability Quantification

◆ Pure Performance Markov Model

- n trunks (channels) with an infinite caller population
- call arrival process is assumed to be Poisson with rate λ
- exponentially distributed holding times with rate μ
- Markov chain shows i ongoing calls presented in state i
- what does it mean to be in state n : system handling n calls, but blocks for all newly arriving calls



Survivability Quantification

◆ Performance

- What is the measure of performance?
- Blocking probability P_{bk}
 - » the probability that all n channels are occupied
 - » consider steady state probability of being in state j

$$\pi_j^P = \frac{\left(\frac{\lambda}{\mu}\right)^j / j!}{\sum_{k=0}^n \left(\frac{\lambda}{\mu}\right)^k / k!}$$

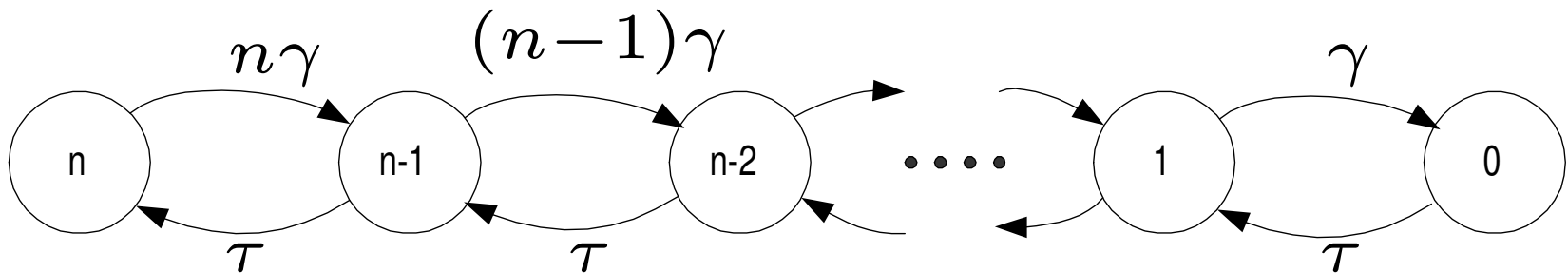
- » then blocking probability is

$$P_{bk} = \pi_n^P$$

Survivability Quantification

◆ Pure Availability Markov Model

- n trunks (channels) with an infinite caller population
- failure rate γ
- repair rate τ
- state i indicates that there are i non-faulty channels in the system
- what does it mean to be in state 0: system is unavailable



Survivability Quantification

◆ Availability

- What is the measure of availability?
- Steady state probability of state i in pure availability model:

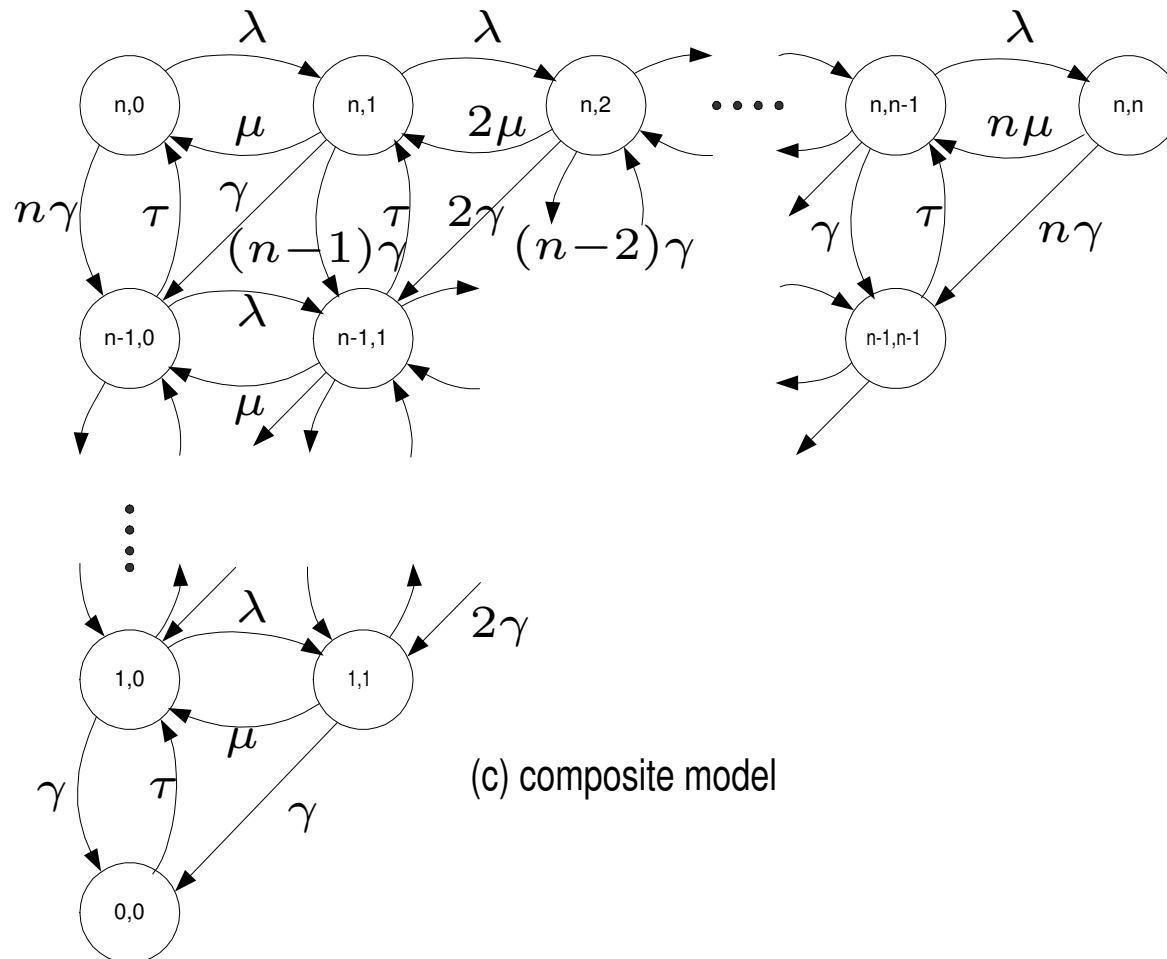
$$\pi_i^A = \frac{\left(\frac{\tau}{\gamma}\right)^i / i!}{\sum_{k=0}^n \left(\frac{\tau}{\gamma}\right)^k / k!}$$

- probability of all channels down is

$$P_A = \pi_0^A$$

Composite Markov Model

State (i,j) indicates that there are i non-failed channels in the system and j of them are carrying ongoing calls



Survivability Quantification

◆ Performability

- What is the measure of performance in this combined model?
- Blocking probability P'_{bk}
 - » the probability that all n channels are occupied in any “row” of the chain
 - » this is the diagonal in the 2-dimensional chain
 - » let the steady state probability of state (k,k) be denoted by

$$\pi_{k,k}^C$$

- » then

$$P'_{bk} = \sum_{k=0}^n \pi_{k,k}^C$$

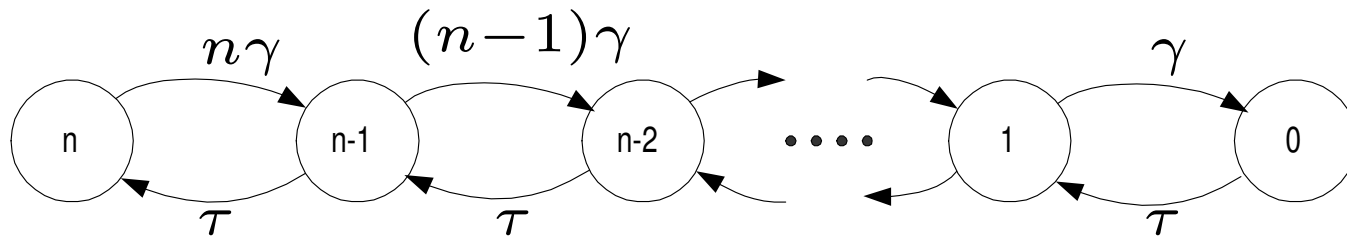
Survivability Quantification

- ◆ Survivability definition of Knight et.al.
- ◆ A survivability specification is a four-tuple, $\{E, R, P, M\}$ where:
 - E is a statement of the assumed operating environment for the system
 - R is a set of specifications each of which is a complete statement of a tolerable form of service that the system must provide.
 - P is a probability distribution across the set of specifications, R.
 - M is a finite-state machine denoted by the four-tuple $\{S, s_0, V, T\}$ where S is a finite set of states each of which has a unique label which is one of the specifications defined in R; s_0 ($s_0 \in S$) is the initial or preferred state for the machine; V is a finite set of customer values; T is a state transition matrix.

Survivability Specification

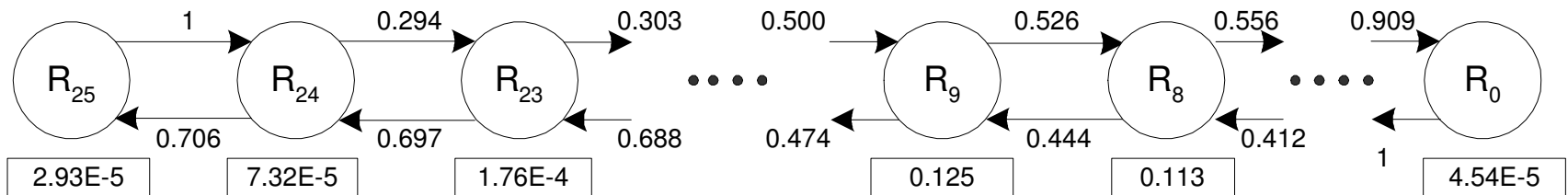
◆ Service specification $R (R_n, \dots, R_i, \dots, R_0)$

- determined by the number of available trunks $i, i=n, \dots, 0$



- what are the transition probabilities from state i to $i+1$ or $i-1$

» $\frac{i\gamma}{i\gamma + \tau}$ $\frac{\tau}{i\gamma + \tau}$

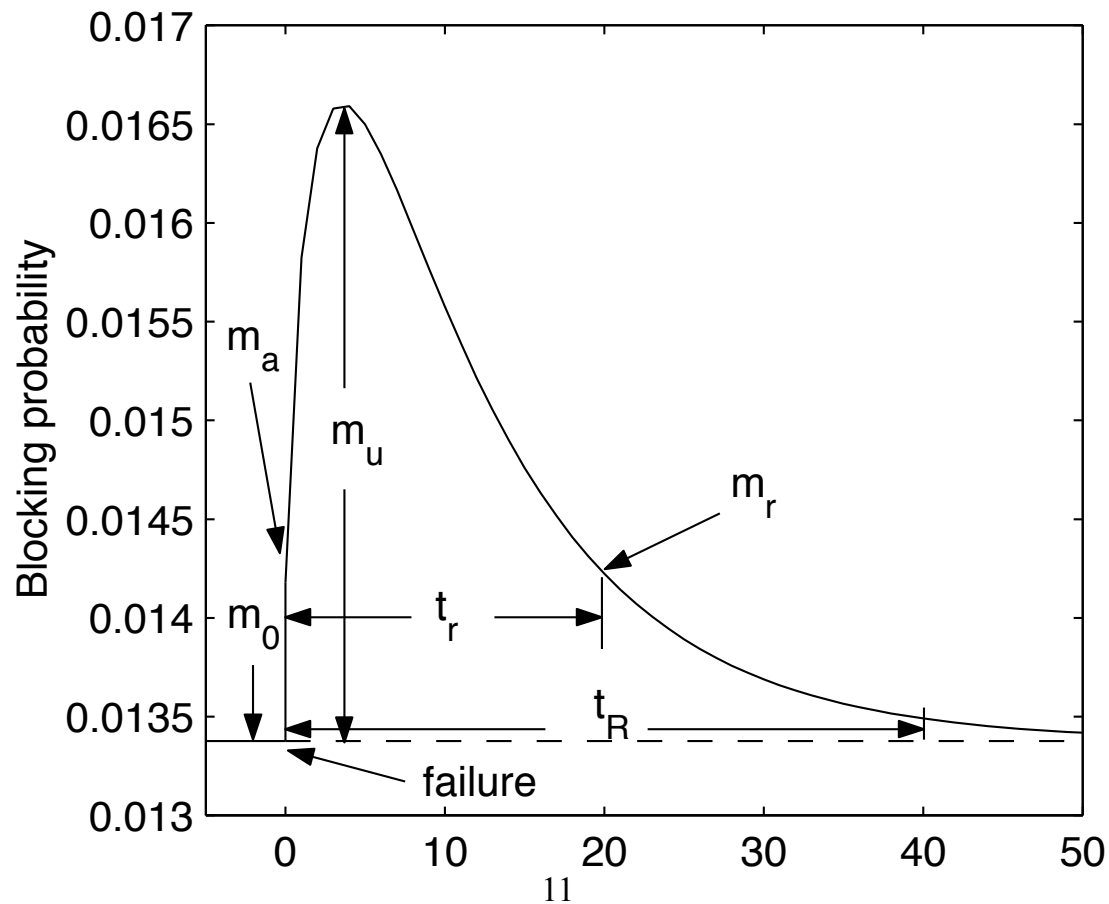


T1A1.2 Model

- ◆ Definition 3.
- ◆ Suppose a measure of interest M has the value m_0 just before a failure happens. The survivability behavior can be depicted by the following attributes: m_a is the value of M just after the failure occurs, m_u is the maximum difference between the value of M and m_a after the failure, m_r is the restored value of M after some time t_r , and t_R is the time for the system to restore the value m_0 .

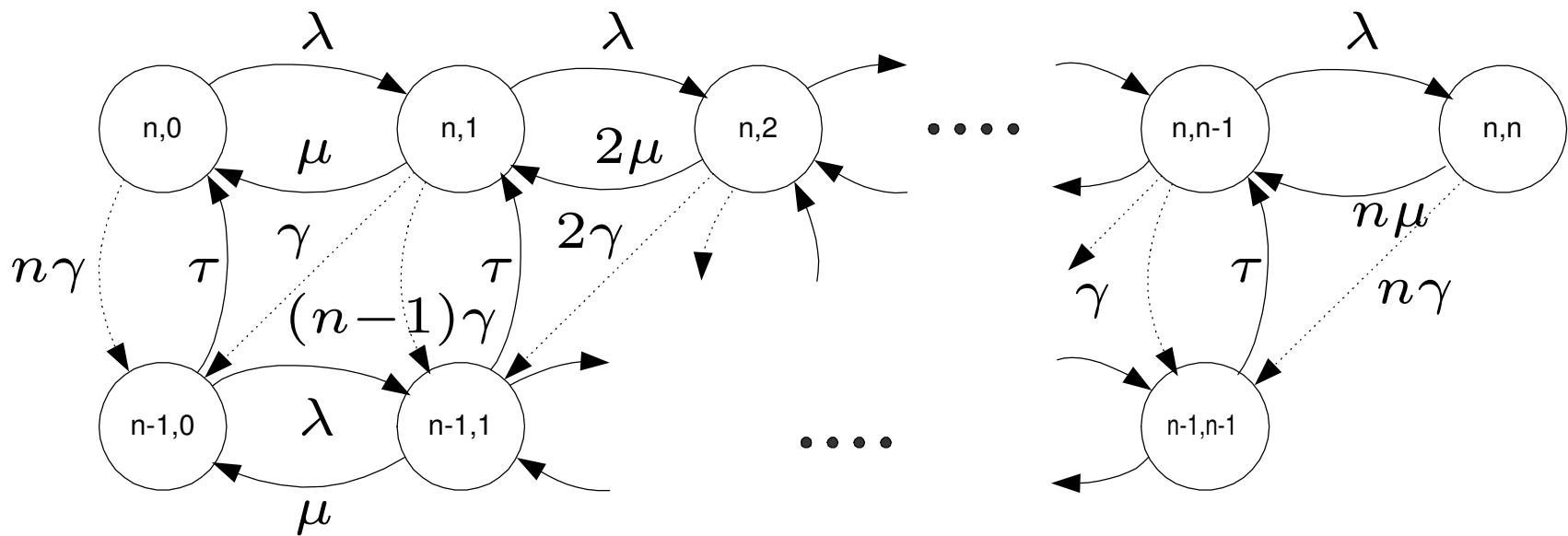
Survivability after 1st Failure

- ◆ Based on T1A1.2 definition: Note that it does not matter when the failure occurs.



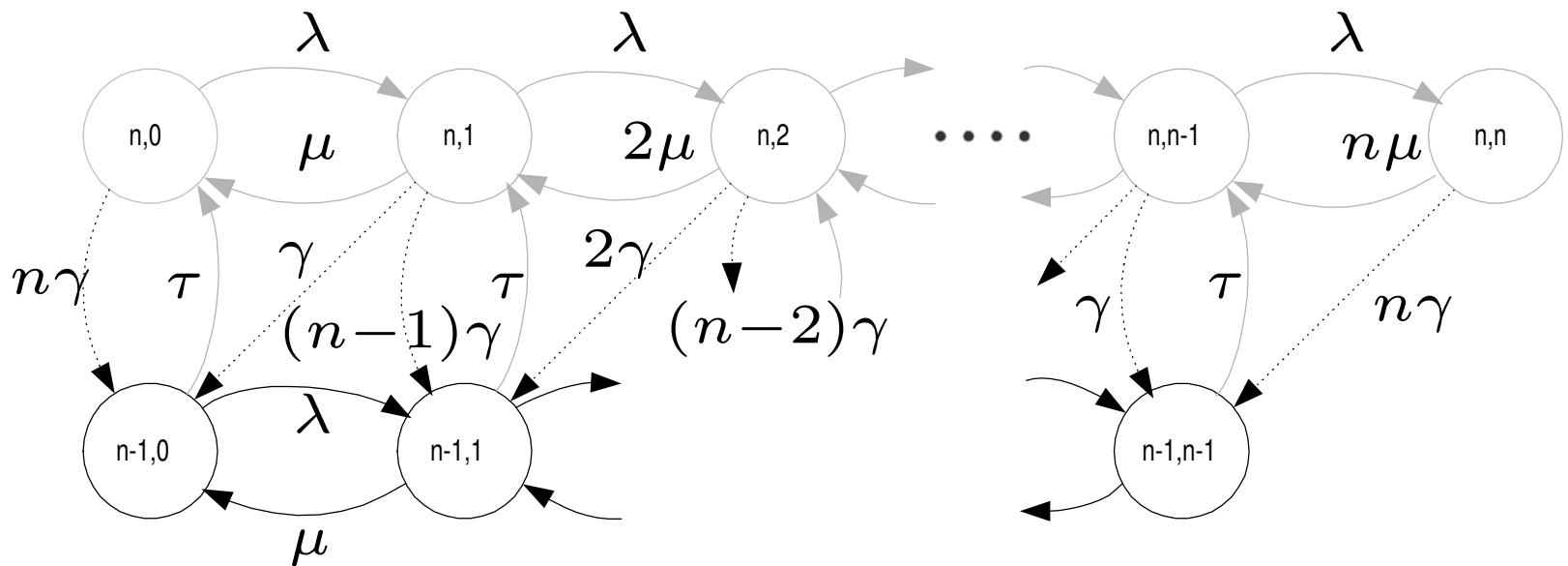
T1A1.2 Markov Model

- ◆ Shown is the portion of the previous chain where only the first failure is considered
 - this represents the T1A1.2 model



Truncated composite model

- ◆ Model is without repair
 - grey circles and arc represent the removed states and transitions
 - dotted arcs indicate instantaneous transitions have taken place
 - » initial probabilities are from truncated composite model

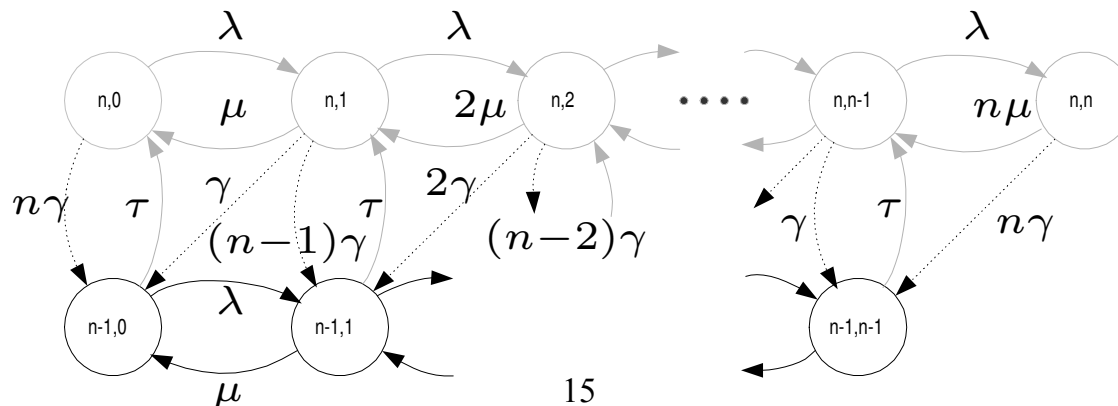


Truncated composite model

- ◆ Thus blocking probability is

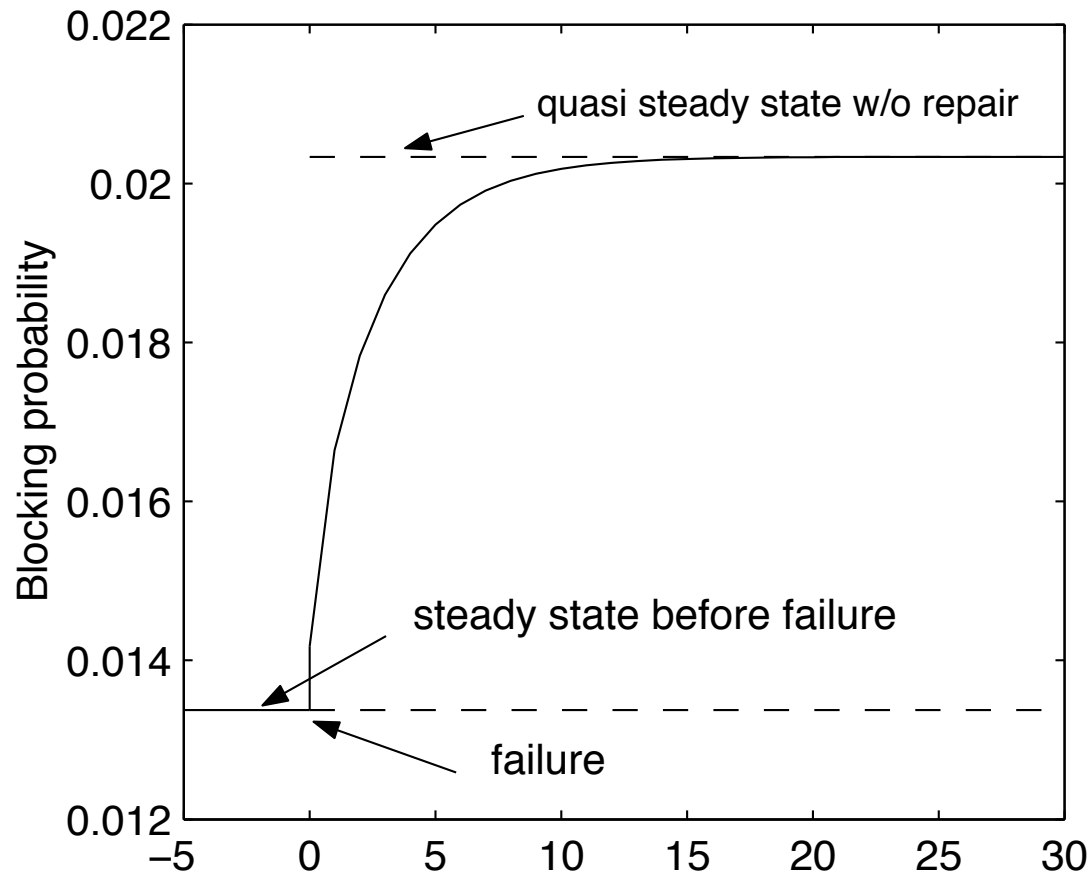
$$P_{bk}(t) = p_{n-1, n-1}(t) + p_{n, n}(t)$$

- where $p_{n-1, n-1}(t)$ and $p_{n, n}(t)$ are the transient probabilities of state $(n-1, n-1)$ and (n, n) in the truncated composite model



Truncated composite model

- ◆ Survivability after 1st failure without repair



Survivability Quantification

- ◆ The model is then extended to consider more than one (first) faults.
- ◆ Note that the approach of the paper overcomes the problems associated with fail-rates, i.e. what is the fail-rate in a survivable system?